



## TOGGLE SWITCHES



### Subminiature

- Subminiature toggle switch with solder terminals
- Rated 3A/125VAC
- Hole mounting size: 5.2mm (0.2")

MODEL	DESCRIPTION
452-110-10	SPST 3A, ON-OFF, Pkg/10
452-115-10	SPDT 3A, ON-ON, Pkg/10
452-120-10	DPDT 3A, ON-ON, Pkg/10



### Miniature

- Miniature toggle switch with solder terminals
- Rated at 6A/125VAC
- Mounting Hole: 6.2mm (0.24")

MODEL	DESCRIPTION
451-301-10	SPST 6A, ON-OFF, Pkg/10
451-302-10	SPDT 6A, ON-ON, Pkg/10
451-305-10	DPDT 6A, ON-ON, Pkg/10
451-306-10	DPDT 6A, ON-OFF-ON, Pkg/10



### Standard

- Standard toggle switch with solder or screw terminals
- Mounting hole: 12mm (0.5")

MODEL	DESCRIPTION
453-320-10	SPST 4A, ON-OFF, Solder terminals, Pkg/10
453-321-10	DPDT 10A, ON-ON, Screw terminals, Pkg/10
453-322-10	DPDT 10A, ON-OFF-ON, Screw terminals, Pkg/10
453-326	SPDT 15A, ON-ON, Screw terminals
453-327	SPDT 15A, ON-OFF-ON, Screw terminals
453-329	DPDT 15A, ON-ON, Screw terminals
453-330	DPDT 15A, ON-OFF-ON, Screw terminals
453-350	SPST 10A, ON-OFF, Solder terminals

## KEY SWITCHES

- SPST mini key switches with solder terminals
- Contacts rated at 1A/125VAC
- Mounts in 8mm hole cut-out
- Includes 2 keys with mixed key numbers



MODEL	DESCRIPTION	KEY RELEASEABLE AT
459-615-1P	SPST 1A/125V, ON-OFF, Round Key	OFF Position

## RELAYS

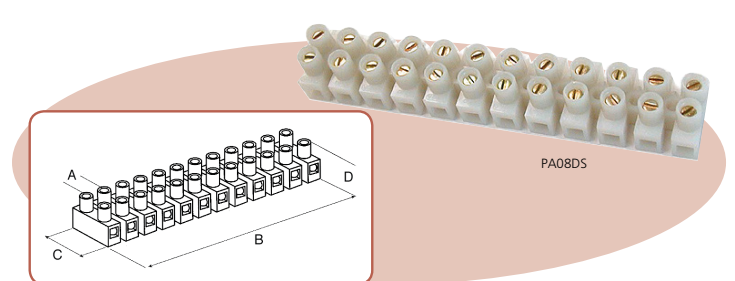
### SSR Solid State

- DC-AC Single phase solid state relays with screw terminals
- Fast switching noiseless operation with LED indicator
- Input Voltage: 4-32VDC
- Input Current: 20mA @ 32VDC
- Output Voltage: 24-280VAC
- Control Method: Zero Cross



MODEL	DESCRIPTION
S25DA	Single Phase Solid State Relay (SSR), DC to AC, 25A
S40DA	Single Phase Solid State Relay (SSR), DC to AC, 40A

## BARRIER STRIPS



DIMENSIONS	A	B	C	D
PA08DS	8mm	96mm	16mm	13mm
PA10DS	10mm	118mm	20mm	16mm
PA12DS	12mm	141mm	24mm	20mm
PA14DS	14mm	158mm	26mm	26mm

- 12-pole terminal blocks constructed of Nylon66 material
- Captive steel screws, tin-plated zinc alloy contacts
- Can be cut into sections
- Rated from -35 to +110°C



MODEL	WIRE SIZE	POWER RATING
PA08DS	22 - 12 AWG	20A/600V
PA10DS	22 - 12 AWG	30A/600V
PA12DS	22 - 10 AWG	35A/300V
PA14DS	20 - 8 AWG	50A/300V